

E-Series Level 1 Training Path

Pathway to In-Person Training

SENEBOGEN[®]

Register for an account to take your online pre-requisite training.

NOTE: These pre-requisites are required to be completed before attending in-person training. Registrations (RSVPs) are not allowed without the pre-work completed.

Complete the [Account Creation Request](#) below to get started!

CLICK HERE



THE SENNEBOGEN




LEARNING HUB

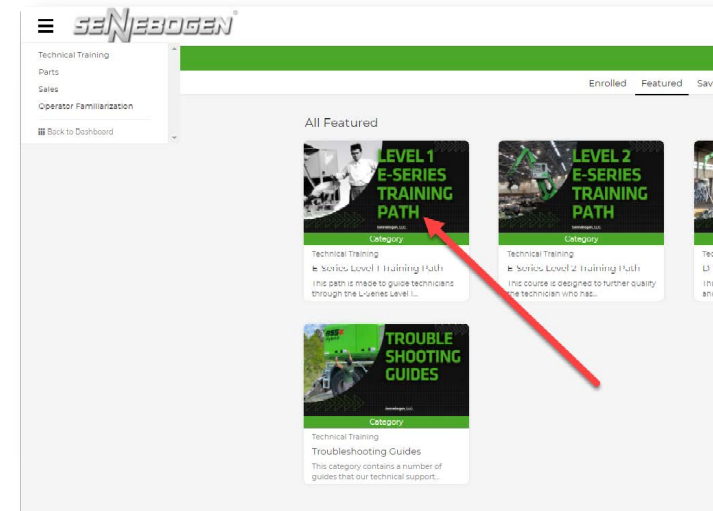
Recommended Internet Browsers



Once **approved**, you will receive an email to register and set your password.



When you land on the “**Featured**” tab, select the E-Series Level 1 Training Path.



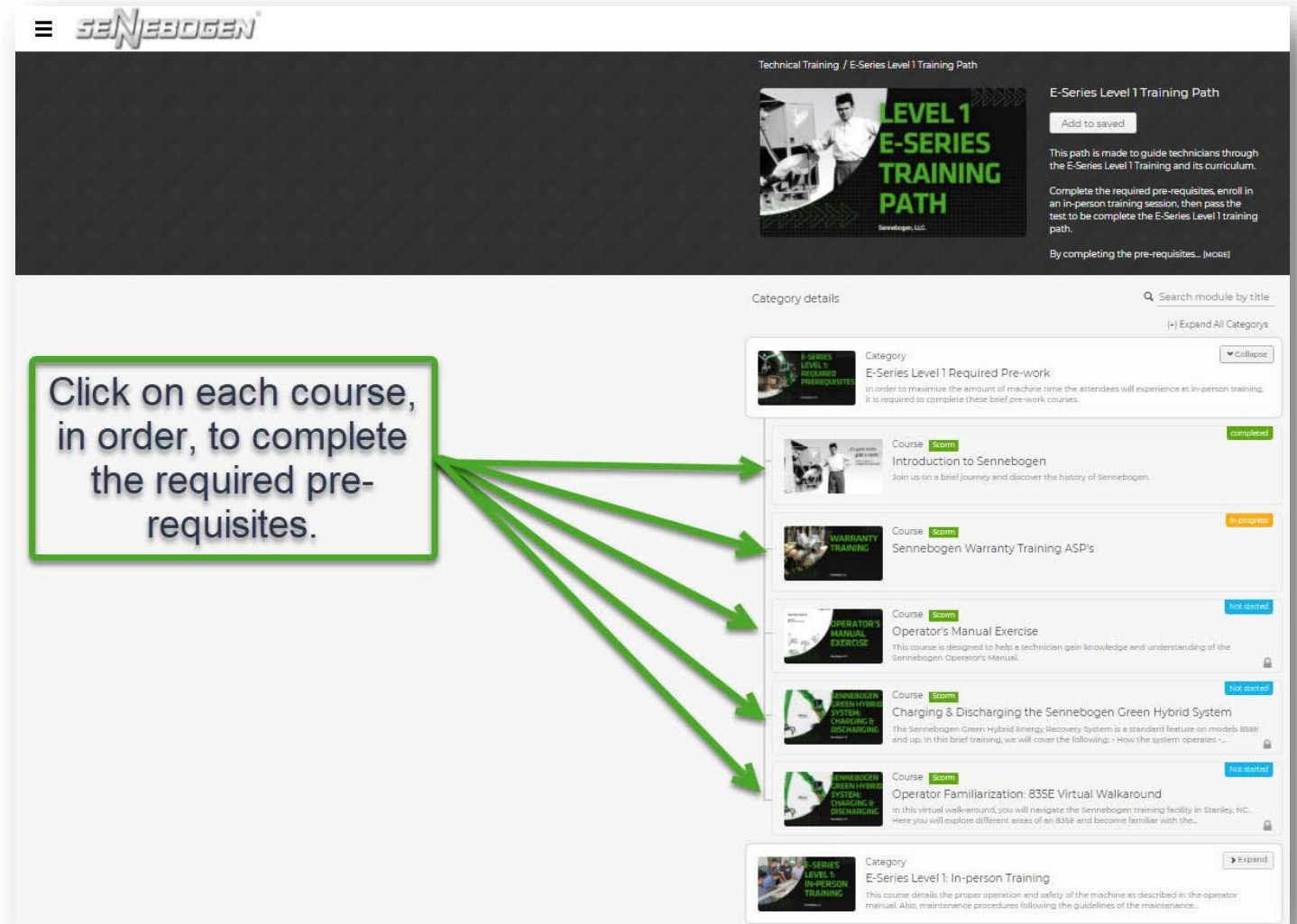
Complete all the required pre-work listed.

These required pre-requisites outline key information attendees should know before they are allowed to register for in-person training.

Once complete, the attendee will unlock the in-person training category.

Take Me To The Prerequisites

Note: Make sure that pop-up blockers are disabled, and your browser's window is not zoomed in past 100%.



The screenshot shows the Sennebogen training portal interface. At the top, the Sennebogen logo is visible. The main heading is "Technical Training / E-Series Level 1 Training Path". Below this, there is a section for "E-Series Level 1 Training Path" with a "Add to saved" button and a description: "This path is made to guide technicians through the E-Series Level 1 Training and its curriculum. Complete the required pre-requisites, enroll in an in-person training session, then pass the test to be complete the E-Series Level 1 training path. By completing the pre-requisites... (more)".

The "Category details" section shows a search bar and an "Expand All Categories" button. Below this, a list of courses is displayed:

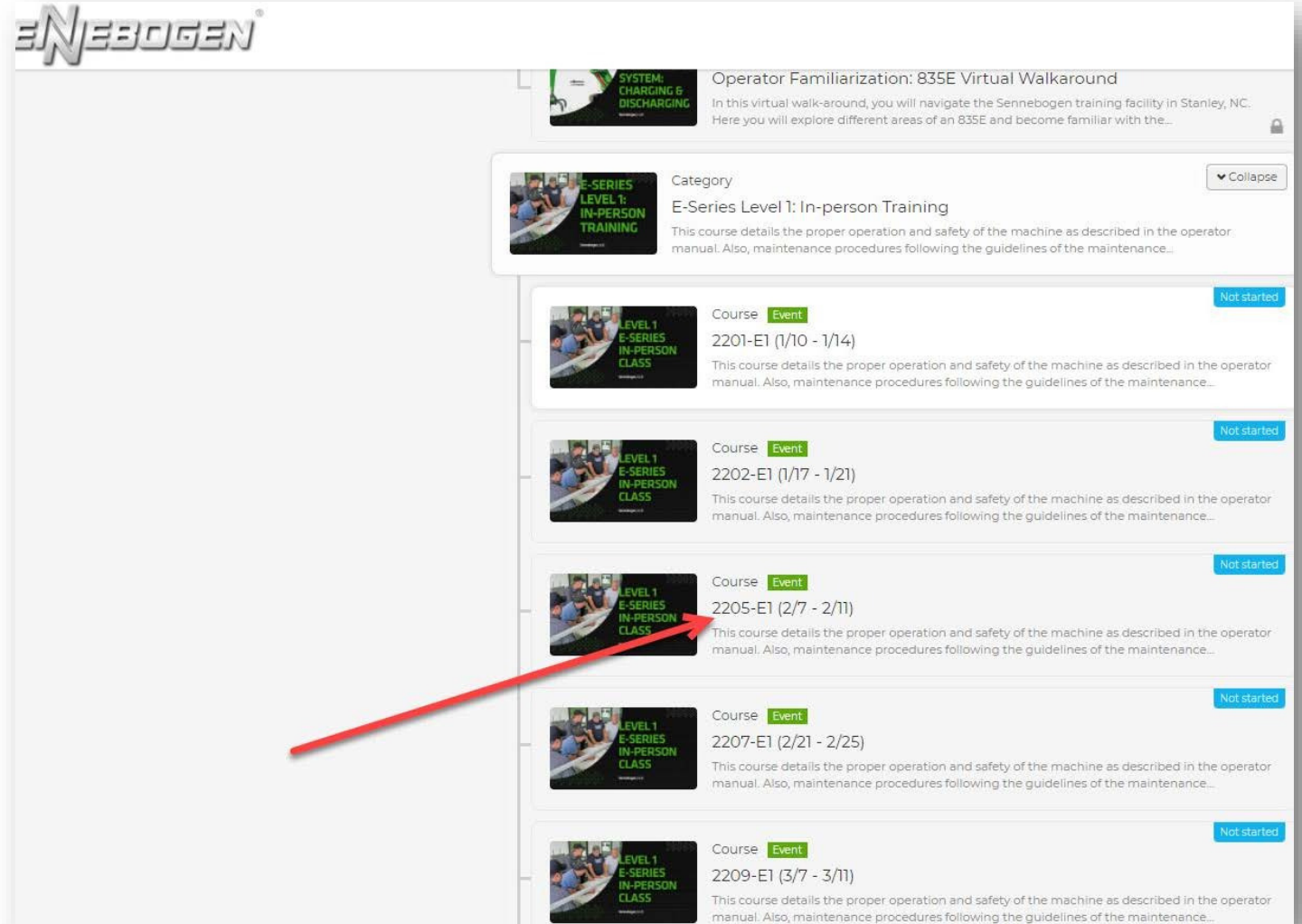
- E-SERIES LEVEL 1 REQUIRED PREREQUISITES** (Category): E-Series Level 1 Required Pre-work. In order to maximize the amount of machine time the attendees will experience at in-person training, it is required to complete these brief pre-work courses. Status: completed.
- INTRODUCTION TO SENNEBOGEN** (Course): Introduction to Sennebogen. Join us on a brief journey and discover the history of Sennebogen. Status: completed.
- WARRANTY TRAINING** (Course): Sennebogen Warranty Training ASP's. Status: in progress.
- OPERATOR'S MANUAL EXERCISE** (Course): Operator's Manual Exercise. This course is designed to help a technician gain knowledge and understanding of the Sennebogen Operator's Manual. Status: not started.
- CHARGING & DISCHARGING THE SENNEBOGEN GREEN HYBRID SYSTEM** (Course): Charging & Discharging the Sennebogen Green Hybrid System. The Sennebogen Green Hybrid Energy Recovery System is a standard feature on models 835E and up. In this brief training, we will cover the following: How the system operates... Status: not started.
- OPERATOR FAMILIARIZATION: 835E VIRTUAL WALKAROUND** (Course): Operator Familiarization: 835E Virtual Walkaround. In this virtual walk-around, you will navigate the Sennebogen training facility in Starkey, NC. Here you will explore different areas of an 835E and become familiar with the... Status: not started.
- E-SERIES LEVEL 1 IN-PERSON TRAINING** (Category): E-Series Level 1: In-person Training. This course details the proper operation and safety of the machine as described in the operator manual. Also, maintenance procedures following the guidelines of the maintenance... Status: expandable.

A green box with the text "Click on each course, in order, to complete the required pre-requisites." has five green arrows pointing to the course cards listed above.

Once complete, the attendee will unlock the in-person training category.

Select the desired date for the class you would like to attend.

Go To In-Person Training



SENEBOGEN

Operator Familiarization: 835E Virtual Walkaround
In this virtual walk-around, you will navigate the Sennebogen training facility in Stanley, NC. Here you will explore different areas of an 835E and become familiar with the...

Category
E-Series Level 1: In-person Training
This course details the proper operation and safety of the machine as described in the operator manual. Also, maintenance procedures following the guidelines of the maintenance...

Course **Event** **Not started**
2201-E1 (1/10 - 1/14)
This course details the proper operation and safety of the machine as described in the operator manual. Also, maintenance procedures following the guidelines of the maintenance...

Course **Event** **Not started**
2202-E1 (1/17 - 1/21)
This course details the proper operation and safety of the machine as described in the operator manual. Also, maintenance procedures following the guidelines of the maintenance...

Course **Event** **Not started**
2205-E1 (2/7 - 2/11)
This course details the proper operation and safety of the machine as described in the operator manual. Also, maintenance procedures following the guidelines of the maintenance...

Course **Event** **Not started**
2207-E1 (2/21 - 2/25)
This course details the proper operation and safety of the machine as described in the operator manual. Also, maintenance procedures following the guidelines of the maintenance...

Course **Event** **Not started**
2209-E1 (3/7 - 3/11)
This course details the proper operation and safety of the machine as described in the operator manual. Also, maintenance procedures following the guidelines of the maintenance...

Select the **RSVP** button if this is the class you would like to attend.

Don't forget to look for any **attachments** with important information regarding the class.



Technical Training / E-Series Level 1 Training Path / E-Series Level 1: In-person Training
2201-E1 (1/10 - 1/14)
meeting
by: Jeff Dwyer, John Ventura
Starts: Monday January 10th 2022, 8:00 AM EST
Ends: Friday January 14th 2022, 12:00 PM EST
Location: 1957 Sennebogen Trail, Stanley, NC, 28164

This course details the proper operation and safety of the machine as described in the operator manual. Also, maintenance procedures following the guidelines of the maintenance manual are covered. Hydraulic and electrical schematic reading will be taught to the experienced technician as well as "hands-on" training including but not limited to setting and checking the pressure. On the final day, technicians are required to locate faults that have been added to the machine.

Tags: level 1, technical training, e-series, technician

RSVP

Status: No RSVP

Attachments
[E-Series Training - Know Before You Go.pdf](#)

Curriculum in E-Series Level 1: In-person Training

E-Series Level 1 Training Path

E-Series Level 1 Required Pre-work

- Introduction to Sennebogen
- Sennebogen Warranty Training ASP's
- Operator's Manual Exercise
- Charging & Discharging the Sennebogen Green Hybrid System
- Operator Familiarization: 835E Virtual Walkaround

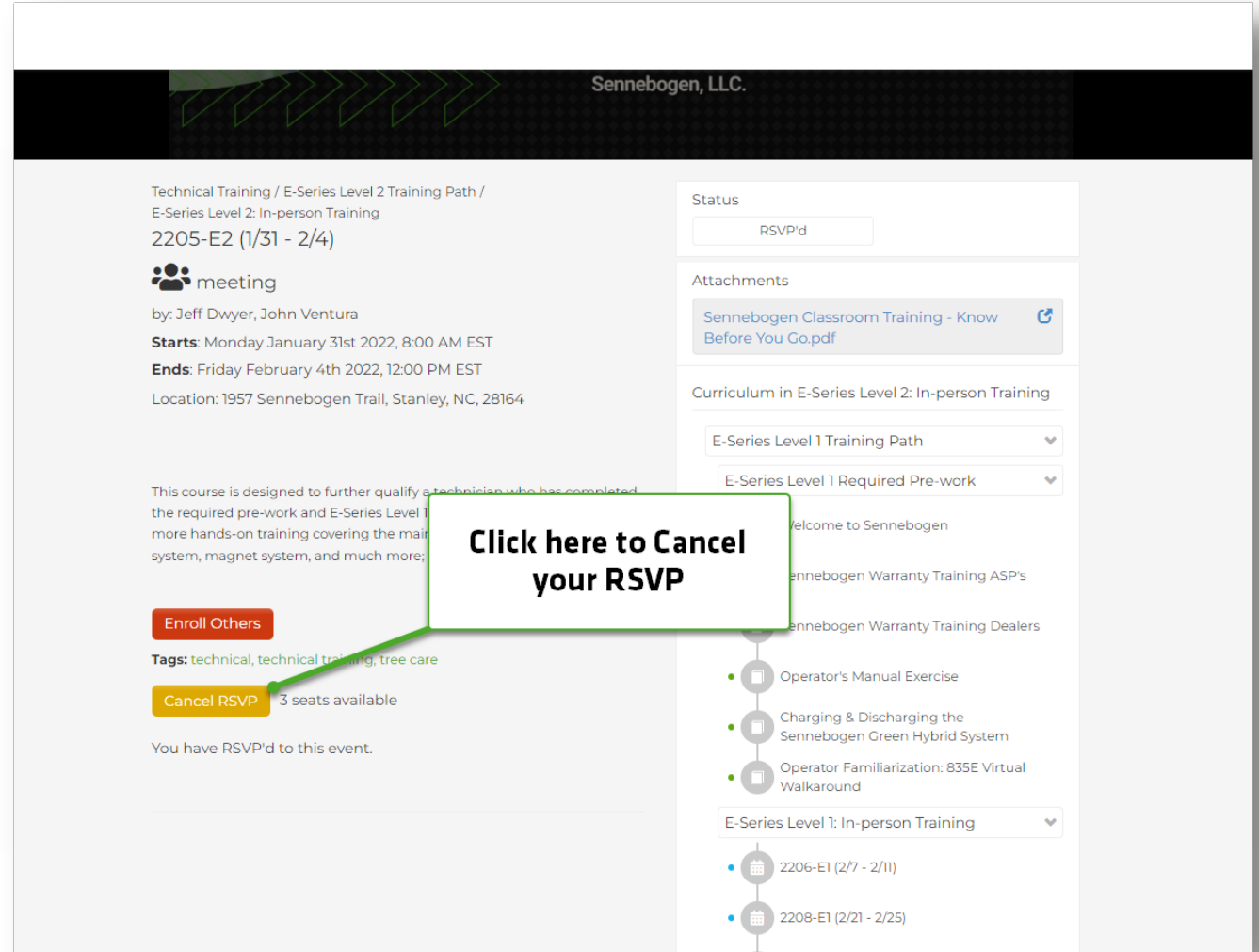
E-Series Level 1: In-person Training

Click Here to Register for the Class

Need to Cancel/Reschedule or Have Questions?


Click the **Cancel Button** or Email Us

[Email Us Here](#)



Sennebogen, LLC.

Technical Training / E-Series Level 2 Training Path /
E-Series Level 2: In-person Training
2205-E2 (1/31 - 2/4)

 meeting

by: Jeff Dwyer, John Ventura

Starts: Monday January 31st 2022, 8:00 AM EST
Ends: Friday February 4th 2022, 12:00 PM EST
Location: 1957 Sennebogen Trail, Stanley, NC, 28164

Status
RSVP'd

Attachments
Sennebogen Classroom Training - Know Before You Go.pdf

Curriculum in E-Series Level 2: In-person Training
E-Series Level 1 Training Path
E-Series Level 1 Required Pre-work

This course is designed to further qualify a technician who has completed the required pre-work and E-Series Level 1 more hands-on training covering the main system, magnet system, and much more.

Enroll Others

Cancel RSVP 3 seats available

You have RSVP'd to this event.

Welcome to Sennebogen
Sennebogen Warranty Training ASP's
Sennebogen Warranty Training Dealers

- Operator's Manual Exercise
- Charging & Discharging the Sennebogen Green Hybrid System
- Operator Familiarization: 835E Virtual Walkaround

E-Series Level 1: In-person Training

- 2206-E1 (2/7 - 2/11)
- 2208-E1 (2/21 - 2/25)

Click here to Cancel your RSVP